



## **NO RETREAT!**

### **GAME RULES - Version 0.1**

File History	3
Map	4
Land Units	7
Sequence of Play	12
Zone of Control (ZOC)	14
Supply	15
Stacking	18
Steps and Losses	19
Cards	21
Organization	26
Land Movement	30
Combat	32
2 Players	40
Warning	43





## File History

Version 1.0

## Map

### Control

Only cities and oil fields may be controlled by a side, other hexes are uncontrolled.  
City control is shown on map by a symbol on top of the hex.

The control changes when a unit ends its move or temporary stops on a hex (It may continue its move farther and keep control).

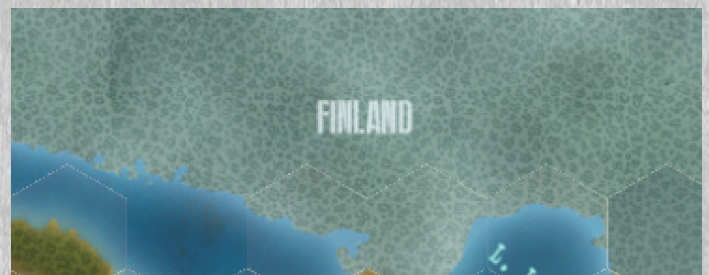


### Finland

There are no hexes in Finland, so consider the entire country as one huge hex that's adjacent to many hexes in Russia.

Normal stacking rules apply inside Finland, and normal Zone of Control rules apply to and from.

Supply can be traced into but not through Finland.



### Yugoslavia

West Balkans and South Balkans areas follow the same rules as Finland.

No unit may enter them until the Russians take control of the Rumanian oil fields (Ploesti).



### Areas

The map is divided in 2 parts separated by a red dotted line:












- Greater Germany on the West
- The USSR on the East.





## Terrain effect

AMP = Armor move cost, MP = Move cost for other units, DB = Defensive Bonus.

	<b>Clear</b> AMP: 1 MP: 1 Armor Attack Bonus		<b>Forest</b> AMP: 2 MP: 1 DB: 1 Stop Armor Advance
	<b>Swamp</b> AMP: 4 MP: 2 DB: 1 Stop Armor Advance		<b>Mountain</b> AMP: 3 MP: 2 DB: 2 Stop Armor Advance
	<b>City</b> AMP: 1 MP: 1 DB: 1		<b>Objective</b> The side is represented by the text color. DB: 1 Stop Armor Advance
	<b>Oil field</b> Armor Attack Bonus		<b>Large Hex / Area</b> AMP: 3 MP: 2 Stop Armor Advance
	<b>Lake</b> Lake hexides are impassable. They do not block Supply. No ZOC extends across them.		<b>River</b> DB: 1 No defensive bonus in Snow / Long Winter
	<b>Sea crossing</b> AMP: 3 MP: 2 DB: 2 Stop Armor Advance		

Lake and All-Sea hexsides are called Prohibited hexsides.



Long-press / right-click to see the terrain table.

Right-click or long-press on a hex to see its terrain.





# Land Units

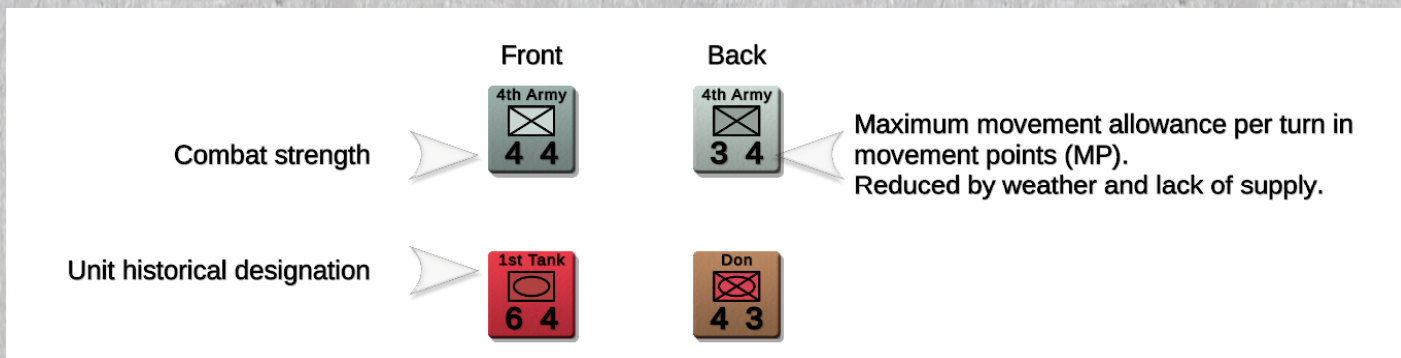
## Introduction

All German and Axis units generally represent Armies of 80,000 to 120,000 men and their equipment.

Soviet Units generally represent Fronts (Army Groups) of about 130,000 to 210,000 men and their equipment. Soviet Tank units represent Armies plus an amalgamation of supplies and support equipment from various Fronts.

The Axis (German) player controls the German Army (gray/green) and Axis Allied Rumanian/Hungarian/Italian/Finnish (blue) units.

The Soviet (Russian) player controls all Soviet (brown/red) units.



German units have two ‘steps’ each and are full-strength on their front side and reduced-strength on their reverse side.

Russian units all begin the Campaign game as one-step units with their red side being the ‘improved’ version of their brown sides. Later, most will upgrade to two-step units with their red side as full-strength and brown side as reduced-strength.

Axis minor units have usually one side.

In the game, right-click or long-press on a counter to get all information.

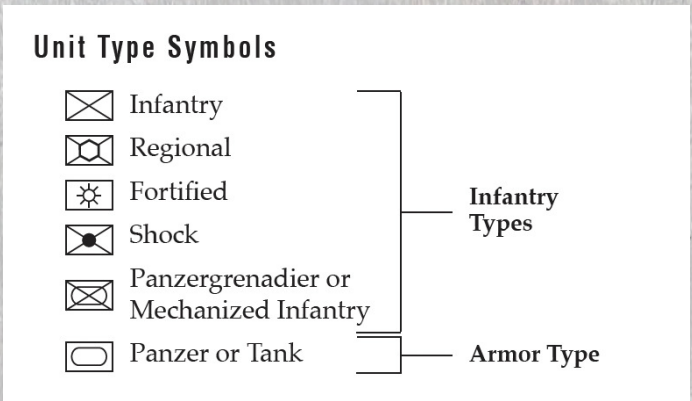
## Armor units



These represent large tank formations.

- Armor Attack Bonus : A one-column shift to the right when attacking (or counterattacking) most infantry-type units in a Clear hex during a Clear or Snow Game Turn.
- An additional hex of Advance After Combat on Clear weather turns.
- They are disadvantaged when moving through difficult terrain (having their own Armor Movement Costs on the Terrain Effects Chart).

All other land units are considered as Infantry.





## Mechanized Infantry



These are better-motorized formations with added anti-armor capabilities. They move as infantry-type units.

When defending in combat, the attacker cannot receive the Armor Attack Bonus against them.

## German SS Panzer



This unit represents better-equipped and elite German troops.

- Always receives the Armor Attack Bonus under all circumstances and at both of its step levels. Exceptions for enemy unit types, terrain or weather do not apply.
- Whenever it attacks (or counterattacks), it must take the required step loss in an **EX** result.

## German SS Panzer Grenadier



This German unit has special defensive properties similar to that of the SS Panzer unit's offense.

- Always receives a one column shift to the left when defending (only).
- Unless attacking with the SS Panzer unit, this unit must take any required step loss in combat whether attacking or defending.

## Cadre units

German Kampfgruppe (KG) units and the Russian Ostatky (remnants) unit are collectively called **Cadre** units. Cadre units represent a hodge-podge mix of stopgap units and Army remnants, put together as scratch formations to plug an immediate hole in the line and as a veteran core around which a regular unit can be reformed.

In white: may not voluntarily attack but may respond to counterblow



Cadre

When received as Reinforcement, Cadre units are not placed on the map, but are instead added to the Cadre Units Available Box for later placement.

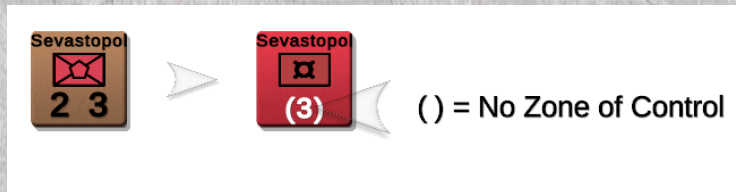
Cadre units in the Cadre Units Available Box are voluntarily placed on the map by their owner in a hex where a friendly 2-step unit with strength was just eliminated to fulfill the step loss requirement of a **DD** or **EX** result. Removal of a unit from the map by any other means (inability to retreat, lack of supply, etc.) does not allow a Cadre replacement.





## Fortifications

Regional Infantry units can be upgraded in the normal way to two-step Fortified units starting on Game Turn 3 at a cost of 1 card discard if upgraded in their namesake's city, 2 cards otherwise. They can revert back to their one-step Regional Infantry side either by taking a step loss in combat or through voluntary reversion during the Soviet Organization.



The Yugoslavian army units can only flip to or from their Fort counter side when located in one of the two Balkan areas on the map (representing the rugged and mountainous terrain where these partisans have operated from for years). They also draw their supply from those two areas.



The Finnish unit has two-steps, remains Fortified at both step levels, can never move out or retreat out of Finland, and is always in supply there (only).



The German Fortified Units are permanently removed from the game when eliminated. They must always take the first loss in combat.

## Russian Shock Unit



These two units represent a concentration of assault troops and artillery.

- It always receives one combat shift to the right when attacking (or counter-attacking) against any type of enemy unit, in any type of terrain or weather.
- Whenever this unit attacks, it must take the required step loss in an **EX** result.
- Costs 2 cards to replace or to flip to its red-side.

## Volkssturm



The one-step German Volkssturm units represent hasty fortifications and mobilization of citizens for the last-ditch defense of their Fatherland.

When a defending hex contains a Volkssturm unit, treat a **DR** result as **NE**.

However, after this combat result conversion is applied, the Volkssturm unit is permanently eliminated from the game.





## [14.2] Axis Allies

Except for the Finnish unit, Axis Allied units only have one step. Some units are removed from play when:

- Italy surrenders on Turn 15 (11.3).
- Rumania surrenders when a Russian unit enters the Oil Fields hex in Rumania (11.3).
- Hungarian units will fight until the end.

When eliminated by combat or supply, those one-step units are put on the Turn Track to arrive as free reinforcements, as indicated on their reverse side.

*Note that this means that these units do not go into the Surrendered Units Box, nor does surrender score the opponent 1 VP.*





# Sequence of Play

## Turns

Each game turn represents one to several months of the war.

It consists in one Axis turn and one allied turn.

Each side - starting with the Axis – completes its full turn before handing over the hand to the opposing side.

The side performing its turn is called the Phasing side.

On some occasion, the sequence will be interrupted to allow the enemy to react:

- Play event cards
- Decisions during battles

The number of game turns is given by each scenario.

## Phases

Turns comprises several phases which must run in the following order.

They are each detailed in the corresponding rule sections.

### **Victory Phase**

A second-front event may hinder the Axis.

Victory is checked.

### **Draw Phase**

The player may discard cards in excess and complete his/her hand.

Units supply check.

### **Organization Phase**

Units may improve, entrain, reorganize.

Reinforcements, shattered and replaced units are deployed on map.

### **Movement Phase**

The side may move any of its units.

### **Combat Phase**

The player decides which hex to attack.

The opposing player may trigger some counterblows.

Both players may assign cards to support the different battles.

Battles are resolved, along with the necessary retreats, advances after combat and losses.

### **Clean-up Phase**

Detraining.

Elimination of out-of-supply units.





## Strategic Initiative



The Initiative belongs to the Axis through Turn 11.



Soviets definitively gain the Initiative at the start of their 12th Turn.

It has effect on card events and on victory.

Victory Points (VP) are only computed for the side which has the Initiative.

Hence, in the top bar, the number of VP appears next to the side with the Initiative and bear its color.

## Zone of Control (ZOC)

### Definition

The six hexes on the map adjacent to a unit are called that unit's Zone of Control (ZOC).

Unsupplied units and units with parenthesized combat strengths never possess a ZOC.

*DESIGN NOTE: This Zone of Control represents that area outside the hex a unit physically occupies that it can control by virtue of size, mobility, and projection of firepower.*

ZOCs do not extend across Sea/Lake hexsides.

ZOCs only affects enemy units.

### Effects

#### Stops Movement:

A unit must cease its movement for that turn the moment it enters an enemy ZOC, regardless of how many MPs it might have remaining.

#### Exit a ZOC:

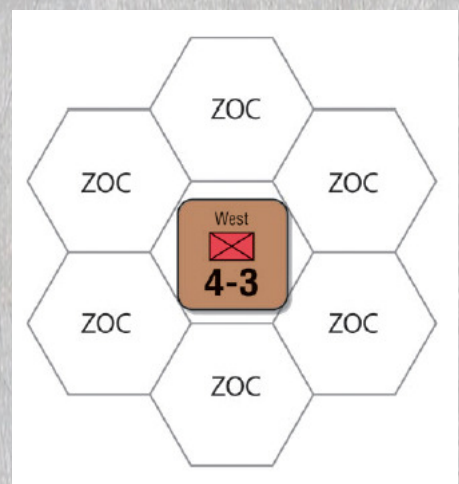
If a unit begins the Movement Phase of its turn in an enemy ZOC, it may exit that hex at a cost of 1 additional Movement Point (+1 MP) and continue moving.

#### No Infiltration:

Units cannot move directly from one hex in an enemy ZOC to another, unless the hex being entered is also occupied by a friendly unit (where it must still stop). Otherwise, a unit must first leave an enemy ZOC by way of a hex that isn't in an enemy ZOC and then continue moving.

#### Negating enemy ZOCs:

In addition to allowing some limited infiltration movement (8.5.3), the presence of a friendly unit negates an enemy-controlled hex for the purposes of tracing a Supply Path or when Retreating.





## Supply

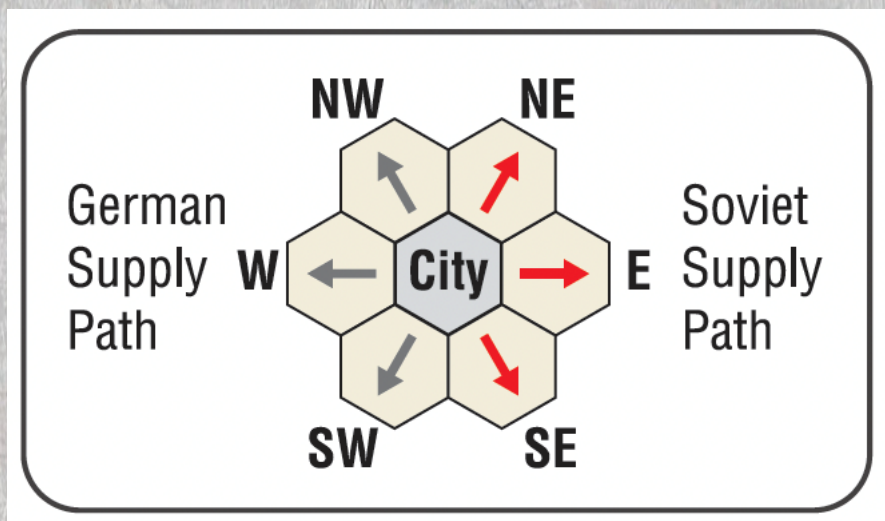
### Overland Supply

A unit is in supply if it is able to trace a valid Supply Path to a friendly supplied City/Oil field or to a friendly map edge (dark grey for the Axis, red for the Russians).

A Supply Path is traced from the unit requiring supply no more than 4 hexes in length to the Supply Source. This is called an **Overland Supply Path**.

A City / Oil field is supplied if it is able to trace a valid Supply Path of unlimited length from itself to a friendly map edge.

The path from a city must be in a Westerly direction only for the Axis (West, Southwest and Northwest), and an Easterly direction only for the Soviets (East, Southeast and Northeast).



*DESIGN NOTE: The exclusive directions simulate each side's Rail net capabilities.*



A supplied city / oil field bears a supplies icon at the bottom of its hex.

### Seas Supply

A unit on a coastal hex can use the sea as a Supply Source.

The following restrictions apply:

**Caspian Sea:** Russian units only.

**Baltic Sea:** Russian units may only use the Baltic Sea if Leningrad is Russian controlled and Supplied. Axis units may always use the Baltic Sea.

**Black Sea:** Usable by both sides. Note that the Sea of Azov is not a Supply Source for either side.





## Extended Supply

A unit adjacent to another friendly unit - able to trace an Overland Supply Path - is then considered as supplied. However, supply cannot extend from such unit.

## Minor Countries

Finns are always supplied in Finland.

Yugoslavians are always in supply in both Balkans areas.

## Blocking Supply Paths

A Supply Path is always blocked by enemy units, enemy-controlled cities, Finland, and Balkans areas.

Enemy ZOC also block Supply Paths unless there is a friendly unit in that hex, in which case the ZOC is negated.

Lake and Sea hexsides does not block Supply Paths.

## Supply Check

At the end of beginning of each player's turn, both sides check the supply status of each of their on-map units. The Phasing Player's units are checked first followed by the Non-phasing Player's units.

The timing can be important as unsupplied units lose their ZOCs immediately.



Out-of-supply units have a warning sign on their counter.

## Unsupplied Effects

An out-of-supply unit get the following penalties:

- **Organization:** Ineligible for Entrain, Upgrade and Improvement.
- **Movement:** Its Movement Allowance is reduced to a maximum of 3 MPs.
- **No ZOC:** It loses its Zone of Control for all purposes.
- **Combat:** It never receives an Armor Bonus when attacking, cannot conduct a Multi-Hex Advance, awards units attacking its hex 2 shifts to the right on the Combat Table and, if eliminated, then surrenders.

*DESIGN NOTE: There is no penalty for attacking Out of Supply—only for defending. Because of the structure of the Sequence of Play you get one turn to get out of the pocket your opponent created!*

- **Removal:** Units that remain Unsupplied are eliminated during the Removal Phase at the end of turn.





## Positional out-of-supply

During, the game turn, a unit may be in an out-of-supply position.

This state has not effects on units until a supply check is performed. This is just an information given to the players.



This is reflected a black triangle on the counter.

## Example



*The German 3-4 unit is supplied by Riga (4 hexes).*

*The German 3-3 is adjacent to the 3-4 unit, hence supplied by extension.*

*Supply cannot extend further, the German Panzer is out of supply.*

*Leningrad city can connect to the Russian side of the map by going through Lake Ladoga then the swamps, the 5-3 unit negating the enemy ZOC.*

*The Soviet 5-3 unit is located 3 hexes from Soviet edge line (in red), hence in supply.*





# Stacking

## Definition

Friendly units can never enter hexes containing enemy units. Within the confines of other movement rules (e.g., terrain costs, ZOCs), friendly units may freely enter and pass through hexes containing other friendly units. When more than one friendly unit remains in a hex at the end of any Phase, Step or Battle, it is called Stacking.

## Limits

The Axis may stack up to 2 units per hex.

The Soviets can have only 1 unit per hex until Turn 11. at that time they can stack Armor units with any other unit, but not with Fortifications

Then in 1945 (turn 23+) Soviets can stack any two units per hex.

## Overstacking

When the limit is superseded, units are in overstacking.

Hex in overstacking are highlighted in blue.

At the end of any Phase or Battle, the owning player must shatter any excess units of his choice from that hex until it conforms to the stacking limit.

Unsupplied or Fortified units are destroyed.





## Steps and Losses

### Definition

As a result of card events, combat, unit special abilities or scenario events, land units may suffer losses or leave the map.

### Step Loss

If the unit has 2 steps is on its stronger side, it is then flipped to its weaker side.

If it has only 1 step or is already flipped, then the unit is eliminated.



Use this action to see the other side of counters.


### Shattered

A shattered unit is removed from map and may freely re-enter play during the next friendly Organization Phase.

### Eliminated / Destroyed

An eliminated unit is usually destroyed.

A destroyed unit requires 1 card to come back on map as replacement.



Units with a skull symbol on the back of their counter are removed from game when eliminated. They do not surrender.

### Surrendered

When a unit is eliminated while marked out of supply, it surrenders and the opposing side gains 1 VP.

A surrendered unit requires 2 card to come back on map as replacement.

### Removed From Game

A unit which is removed remains out of play for the remaining of the game.

### Exiled

Some units automatically come back as reinforcement when Eliminated after a number of game turns printed on the back of the counter.

They do not surrender.



The Luftwaffe units comes back after 3 turns.







See this screen to get all units which have left the map.

Organization -26 0 0

---

**Shattered units** Replace for free and deploy disorganized on map.

---

**Destroyed units** Cost 1 card to replace and deploy disorganized on map.

Sevastopol  2 3	Crimean  3 3	1st Panzer  5 6	11th Army  3 4	1st Yugoslav  3 3
-----------------------	--------------------	-----------------------	----------------------	-------------------------

---

**Surrendered units** Eliminated and out of supply units land here. Counts as enemy VP. Costs 2 cards to replace.

---

**Cadre units** Available cadre to replace an eliminated unit.

Ostatky  2 3
--------------------

---

**Removed units** definitively from the game

2nd Panzer  5 6	Panzer SS  4 6	8th Italia  2 3
-----------------------	----------------------	-----------------------





# Cards

## Introduction

Cards add choices and fog of war to the game.

Cards may be played in two ways:

- By playing one of the events written on the card.
- By using it as coin to pay for organization actions.  
(See corresponding section)

Each player has its own set of 45 cards.

15 cards have a Red-barred "45" number in the upper right corner: these will be removed from the deck and hands in 1945.  
10 new cards will be shuffled into decks.



## Deck and Hand Management

The number of cards in each hand is displayed on the top banner.



Click on this mini card to access your own hand. The enemy hand is not visible.





There is no hand-size limit.

The last card of a deck is never drawn.

Instead, the discard is shuffled with this card to form a new deck before drawing the last card.

There is no information given on the number of cards into the discard or deck.

You cannot inspect you own deck or discard.

## Event Timing

Some cards have an initiative symbol, Axis or Allies.

Events on the card may only be played when that side has the Strategic Initiative in the game as provided by the scenario.



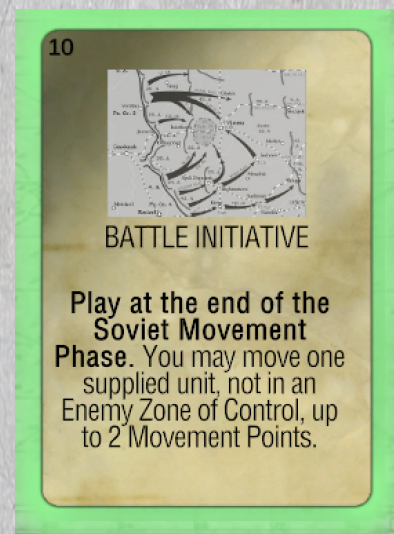
The text describes when the event may be played.

A green halo surrounds the card and the hand size is colored in green as well.

Once is enough. The exact same event cannot occur twice during a single Player Turn.

Mandatory events must be played before going to next phase.

Their card is highlighted by a red halo.



Discarding a card or using it to pay for an action do not trigger its events, unless clearly mentioned by the card.

Right-Click / Long-press for info on the card.






## Playing events

In order to play a valid event, click on the card, and select the event to play.

When there are more than one event on the card, the text of playable events is underlined.

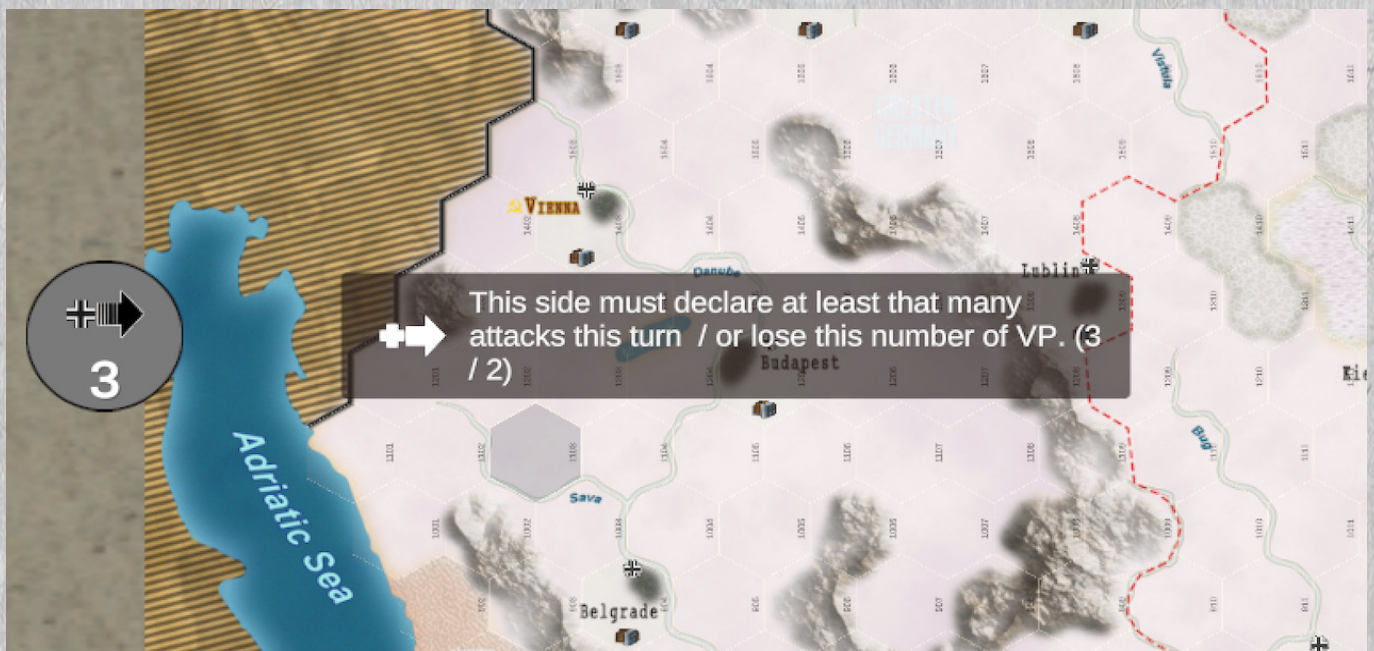


The event is immediately resolved and its card discarded.

The game state is then saved and this is action cannot be cancelled.

## Game effects

Some card effect may be resolved with a bit of delay (battle cards, card required an opponent action, effect lasting the whole turn, ...). In this case, a game effect symbol may appear on the side of the map. Mouse over or long-press to get details.



## Drawing cards

At the beginning of your turn, you must discard down to 2 cards.

Then draw 4 cards from your deck. This number will evolve along with the scenario rules.

Each scenario defines starting hands and may require players to discard some cards at the beginning of the game.





# Organization

## Steps

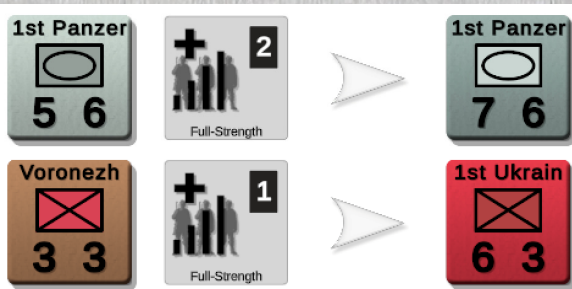
In this Phase, the following Steps must be performed in order:

- **Flip Step:** Educate and Improve units.
- **Placement Step:** Reinforce, Replace and Recover units.
- **Entrain Step:** Reorganize and entrain units.
- **Discard Step:** Discard a number of cards corresponding to the organization actions which have just been carried out.

## Improving Units

Only two-step units currently on the map on their reduced side and able to trace an Overland Supply Path can be Improved (flipped over) to their full-strength side.

The following cost is incurred for each unit:



The Axis player must discard 2 cards for each Improvement.

The Soviet player must discard 1 card for each Improvement.

**Important:** this rule applies to Soviet units only on or after Turn 17. Prior to that, all Non-Fortress Soviet units have only one step, and as such CANNOT be improved. Fortress units can be improved starting on Turn 3.

## Free Soviet Upgrade (Education)

Only units able to trace an Overland Supply Path may upgrade.



**Turn 6-17,** the Soviet player can Upgrade one unit for free per Soviet Organization Phase. An upgraded Soviet unit is flipped to its stronger, red-colored side.

The number in parenthesis reminds how many free actions are left.

**Turns 13-17,** the Soviet player can Upgrade one additional unit for free per Soviet Organization Phase (for a total of 2).

Upgraded, but Brittle: Even after Upgrading, those stronger (red) Russian units still have only 1 step until Turn 17, when they become 2-step units.

**Turn 17+,** soviet units cease to be brittle and become robust units with a (red) full-strength side and a (brown) reduced-strength side. They can now be improved.





## Fortress Conversion



The Soviet player may convert (flip) his 1-step Regional infantry units into 2-step Fortified infantry units regardless of their supply status, at a cost of 1 card discard if located in their eponym city, 2 cards otherwise.



The reverse process is free.

## Recovery placements of Shattered Units



All friendly Shattered units are returned to the map for free and Disorganized (white circle on counter).

They cannot voluntarily attack in that player's ensuing Combat Phase.

Note that a Recovering unit returns to the map on the same strength-side that it was removed on. Thus, a full-strength 2-step unit recovers as a 2-step unit.

## Replacements of Destroyed / Surrendered Units

To replace a **Destroyed** unit and return it to the map, the owning player must pay (discard) 1 card from his hand for each Replacement so taken.

To replace a **Surrendered**, the cost is 2 cards for each Replacement.

*DESIGN NOTE: Unsupplied unit losses usually cost more to replace and also count as VPs for the other player.*

Units selection is performed on the off-map boxes view.

Such units arrive on map on their reduced-strength side and Disorganized.



**Axis Replacement Restriction:** Except for the play of certain Event cards, the Axis player cannot improve units or replace destroyed or surrendered units prior to Turn 5 or after Turn 23.

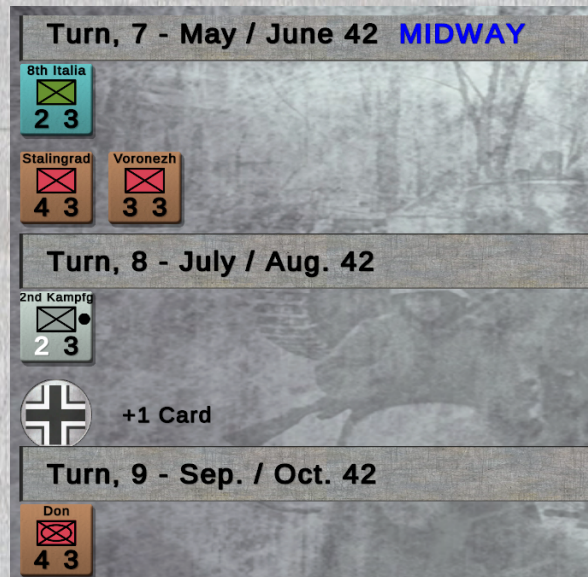
*DESIGN NOTE: Prepared only for a quick Blitzkrieg victory in Russia, the Axis had to retool their efforts for a longer fight.*





## Reinforcement

Players receive units as Reinforcements on their indicated Game Turn in the Calendar view.



## Unit Placement

Reinforcement, Replacement, and Recovering units are brought onto the map following these rules:

- No units may be placed in Enemy ZOC.
- Axis units are placed in Cities or adjacent hex in Greater Germany, not in EZOCs, and can trace an Overland Supply Path.
- Shattered Axis units may also be placed in any Axis controlled City or adjacent hex in the USSR not in EZOCs, which can trace an Overland Supply Path, or on any west map edge hex in Greater Germany not in an EZOC.
- Soviet units are placed in any Soviet controlled City or adjacent hex not in EZOCs, which can trace an Overland Supply Path, or on any east or south map edge hex in Russia not in an EZOC.
- Shattered Soviet units may also be placed in any Soviet controlled City or adjacent hex inside Greater Germany not in EZOCs, which can trace an Overland Supply Path.

The interface highlights deployment hexes.


## Reorganization



If the player wishes to Disorganized units combat-ready immediately, he/she discards 1 card for each Reorganized unit.

Otherwise, units will reorganize at the end of the player's turn.

## Entraining

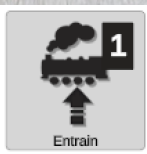


One friendly supplied unit per Movement Phase may be simply picked up for free and Entrained in lieu of any other movement that turn (if in a surrounded port consider this a Sea Evacuation).

Detraining is performed at the end of the player's turn.








**Additional Rail Movement:** A player can also Entrain additional friendly supplied units during his Movement Phase at a cost of 1 card each.

**Rail Capacity:** Each player can have a maximum of 3 units simultaneously Entrained.

**Rail Disruption:** During Turns 1 and 2, The Axis cannot do any Rail Moves, and no additional Rail Movement capacity may be purchased by the Soviets.

*DESIGN NOTE: For the Axis, this reflects the trouble they had in converting Russian rail lines to European standard gauge and advancing over Russia's poor roads. For the Soviets, this represents the huge amount of transport capacity siphoned off evacuating workers and factories to Siberia, caused by the enemy's invasion.*

## Undo



It is possible to undo the whole Organization Phase. The undo button is at any land unit's level.

Exceptionally, a card event played during this phase do not save the game state.





# Land Movement

## User Interface

During the Movement Step, a player may move some or all his/her non-fort units on map.



Only units with a blue stripe across the top of its counter may move.

A stripe appears at the bottom when the move is over.



Move a unit by selecting it, then drag and drop to one of the hexes highlighted in green.



You may cancel the last move or all the moves which have been carried out so far.

To do so, select a friendly unit and use the undo button.

## Limitations

- Land units may not enter sea areas, and cannot cross Sea / Lake hexsides.
- No unit may enter a hex that is occupied by an enemy unit.
- The move is limited by the printed movement allowance of the unit (potentially modified by weather, enemy ZOC, lack of supply or card events).
- Zone Of Controls (ZOC) hinder land moves. Check the corresponding rule.

## Weather Effects on Movement



**Mud:** all units with a Movement Allowance (MA) greater than 3 have their MA reduced to 3.



**Snow / Long Winter:** all units with a MA greater than 4 have their MA reduced to 4.





## Terrain Effects on Movement

The cost in MP to enter a hex is not always 1, it depends on the terrain.  
Check the terrain table or right-click or long-press on a hex.

A unit that has a Movement Allowance greater than zero can always move one hex regardless of terrain.

## Soviet Strategic Reserve

Any one supplied Soviet unit on map may be Entrained as Strategic Reserve during its Movement Phase.  
Only one unit may be held as Strategic Reserve and this may change from turn to turn.



**Effect:** The unit thus indicated in Strategic Reserve may return to the map at the end of any future Player Detraining Phase, Axis or Soviet.





# Combat

## Declaring Attacks

Before any battles are resolved, both players, as described below, must declare all targeted hexes.



Each side has a limited number of hexes it may voluntary attack, 5 per turn. The current amount is displayed on top banner.

Enemy units which are adjacent to friendly units may be attacked.

Attacks are prohibited in these cases:

- Across Lake or Sea hexsides.
- By disorganized units
- By units with white combat strength



After selection, attacker units are marked on map:

- With a target counter
- With a distinct colored halo identifying the battle

## Counterblows Step

After the Phasing Player has declared all his voluntary attacks, the Non-Phasing Player may declare additional target hexes that **must** be attacked that Combat Phase.

This involuntary attacks are called Counterblow.  
Consider them as diversion or spoiling attacks.



The non-phasing side must discard one card in order to place a counterblow on one of its unit stacks.

Counterblow are not possible on a hex containing only units which cannot attack.



After selection, units are marked on map with a counterblow counter.

Units in Counterblow receive no beneficial terrain combat modifiers when attacked, but Weather does apply.





*DESIGN NOTE: Why pay to have your units attacked and forego terrain advantages? Opportunity or desperation—you may have unsupplied units trying to break out, want to draw off units from a nearby attack, or seek to punish a weak unit that ventured too close (in hopes of seeing a CA combat result).*

## Who Attacks Who

### Prerogative

The Phasing Player decides which attacking units will attack which Target / Counterblow hexes, in any combination he desires, as long as all declared Target / Counterblow hexes are attacked whenever possible.

### Combining Units in a Battle

Attacking units in two or more hexes may combine their Combat Strengths and conduct a single battle together as long as there are adjacent to the same attacked hex.

### One Battle Per Unit

No unit may attack more than one hex.

Units stacked in the same hex may attack different hexes.

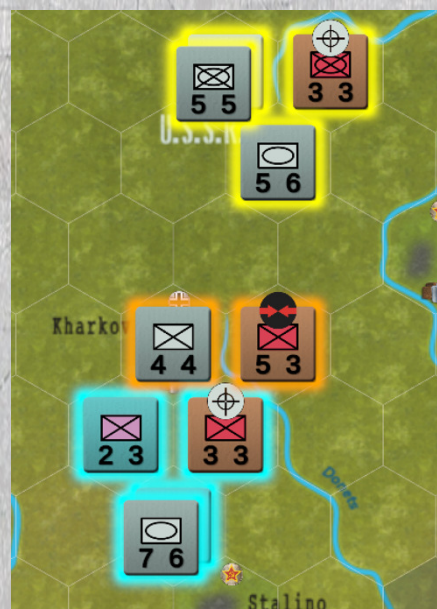


### User Interface

Select a unit to attack, then select all attackers and validate.

All units involved in the same battle are highlighted with the same color.

Ensure to do it for all Targets / Counterblows.






## Battle Sequence

A battle is totally resolved before proceeding to the next one.

- Support & card
- Die-roll
- Apply results
- Counter-Attacks

## Combat Tables

Axis and Allies use separate tables, emphasizing the different combat styles and doctrines. Tables provide battle results depending on the odds (on top) and a die-roll (D6 on left).

		Axis								
		1:3	1:2	1:1	3:2	2:1	3:1	4:1	5:1	6:1
1		CA	CA	CA	-	-	CB	EX	DR	DR
2		CA	CA	-	-	CB	EX	DR	DR	DS
3		CA	-	CB	CB	EX	DR	DR	DS	DS
4		-	CB	EX	EX	DR	DR	DS	DS	DD
5		CB	DR	DR	DR	DR	DS	DS	DD	DD
6		DR	DR	DR	DR	DS	DD	DD	DD	DD

		Soviet								
		1:3	1:2	1:1	3:2	2:1	3:1	4:1	5:1	6:1
1		CA	CA	CA	CA	-	CB	EX	EX	EX
2		CA	CA	CA	-	CB	EX	EX	EX	DR
3		CA	CA	-	CB	EX	EX	DR	DR	DR
4		CA	-	CB	EX	EX	DR	DR	DR	DS
5		-	CB	EX	EX	DR	DR	DS	DS	DD
6		CB	DR	DR	DR	DR	DS	DS	DD	DD



**Snow / Long Winter:** Axis must use the Soviet table.

## Initial Combat Odds

Divide the attacker's strength by the defender's strength and express this as an odds ratio (attacker to defender).

Round this odds ratio down to conform to one of the odds ratio columns found on the combat table.


*EXAMPLE: 12 Strength Points attack 9; the ratio is 1.33 to 1, which rounds down to a simple 1:1. If the attacker could have mustered 14 vs. 9, the odds ratio would have been 3:2. This simple odds ratio determines the Initial Odds Column on the combat table.*





## Column Shifts

Some general items may shift the column to be used on the Combat Table.



**Terrain:** The defender may get some defensive column shift to the right if located in proper terrain.  
See the Terrain Effect Chart.



**Armor Bonus:** A one-column shift to the right when attacking or counterattacking (not when defending) most infantry-type units in a Clear hex during a Clear or Snow Game Turn, and if the Terrain allows it.  
This bonus can only be applied once per battle regardless of how many armor type units participate in it.



**Snow / Long Winter:** Axis attacks suffer a 1-column shift to the left, and 2 on turn 5.



**Out of Supply Defender:** 2-columns shift to the right.

## Support

The attacker may declare up to one support per battle.  
It provides a 1 column shift to the right



Each side has a limited number of support it can commit.  
The current amount is displayed on top banner.

The Calendar view provides the number of supports available per side each turn (0-3).

Any unused support is lost at the end of the turn.



Select a unit involved in a battle, then select the support icon.  
You should see the ratio increase.



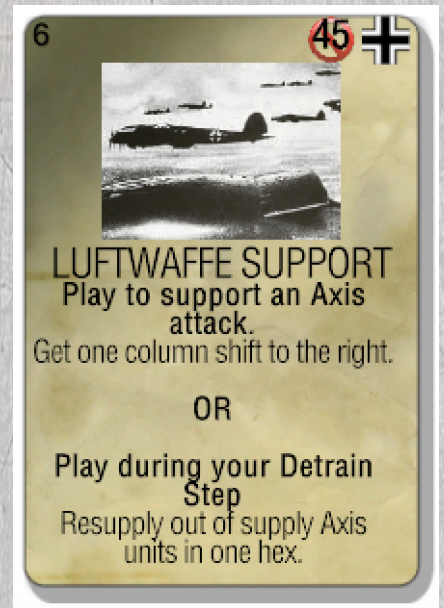


## Battle Cards

The Phasing player, then the opponent, may commit up to one card event per battle.



Pick a relevant card event for this battle from your hand..



Unless specified by the event text, a card only pertains to the current battle.

Card effects are resolved in the order of play (attacker than defender).

## Final Odds

Shift the Initial Odds Column for the effects of terrain, weather, support, armor, or event cards for that battle to determine the Final Odds Column used. All effects are cumulative and only the net shift is applied.

*EXAMPLE: A 2-1 with three shifts right and one shift left would be a 4-1.*

Whenever an initial (before shifting) or final (after shifting) odds ratio exceeds 6:1, it is treated as 6:1. With an odd ratio less than 1:3, the outcome becomes an automatic **CA** result, as do a final odds ratio less than 1:3.

*EXAMPLE: 24 Russian Strength Points attack an Axis Allied unit worth only 2 Strength Points that is in a City hex. The initial ratio would be 24:2, or 12:1, which becomes a 6:1 (the maximum column before shifting). That is shifted one to the left for the defender's terrain and the attack would be resolved on the 5:1 column.*



Final odds and played cards are visible when selecting any unit involved into the battle.





## Result

After all supports have been declared, a die is rolled on the Combat Table.  
The outcome is given at the intersection of the die-roll row and the odds column.


<b>NE</b>	<b>Indecisive Battle</b> No effect.
<b>EX</b>	<b>Exchange</b> Both sides lose one step.
<b>CB</b>	<b>Partial Advance</b> A free Counterblow is placed on one of the attacker's stacks.
<b>CA</b>	<b>Counter-Attack</b> The defender may launch an immediate counterattack.
<b>DR</b>	<b>Defender Retreat</b> Defender units retreats 2 hexes. Attacking units may advance. Treated as No Effect if a Fort is in defense.
<b>DS</b>	<b>Defender Shattered</b> Same as DR + defending units are shattered. Treated as EX against a Fort.
<b>DD</b>	<b>Defender Destroyed</b> Same as DR + each defending units loses 1 step. Ignore retreats against a Fort.

The battle ends now, except in a case of counter-attack opted by the defender.  
Proceed to next battle.

## Counter-Attack

After a **CA** result, if the defender opts for a counter-attack, another round takes place.

- Terrain modifiers are ignored.
- No card or support. Previous card/support allocated to this battle are immediately discarded.
- The defender is now considered the attacker.
- Odds are recomputed and a new die is rolled.



Otherwise, the battle ends.





## Retreat

When required to retreat, the defender must move his units two hexes further away from the battle within these restrictions:

- Retreating expends no MPs, just count hexes.
- No zig-zag retreat ending only one hex away.
- A unit entering Finland or Balkans stops there and are considered to have fulfilled their 2-hex retreat.
- Units cannot retreat into hexes containing an enemy unit, across Prohibited hexsides, or off the map.
- Units cannot retreat into hexes in an enemy ZOC unless there is a friendly unit in that hex. (Friendly units negate enemy ZOCs for retreat purposes)
- Units can pass through and end their retreat stacked with friendly units, but if an overstacking situation occurs, it must be resolved.

If a unit is prohibited from retreating, it is eliminated instead, even if just suffering a **DS** result.



## Advance After Combat


Following the retreat/removal from the map of defending units after the application of a **DR**, **DS**, or **DD** combat result, the attacking units may Advance After Combat.

This means that the attacking units may move in the defender's newly vacated hex and possibly beyond.

- An Advance After Combat expends no MPs, just count the hexes.
- Enemy ZOC's do not affect it.
- Disorganized and white Combat Strength units can never Advance after Combat.







**Multi-Hex Advance:** Although the first hex advanced into must be a Defending unit's just-vacated hex, units may further advance a second hex within the following restrictions:

- Forbidden in hexes containing an enemy unit, across Prohibited hexsides, off the map.
- Cannot occur during Mud or Long Winter.
- Units must cease their Advance After Combat immediately upon entering a Mountain, Forest or Marsh hex (see the Terrain Table).
- Units can pass through and end their multi-hex advance stacked with friendly units, but if overstacking occurs, it must be resolved.



**Armor Advance Bonus:** German Armor-type units whose Advance After Combat has not been stopped in its second hex due to terrain considerations may, during Clear weather turns only, continue on and advance a third hex.

Soviet Armor-type units get this capability starting on Turn 11.





## 2 Players

### Cross-platform multi-player

Play against anyone over internet on PC/Mac/iOS/Android.

- Turn-by-turn asynchronous 2-player game. You don't need to both connected at the same time.
- Take your time to play against a challenging human opponent.
- The game state is automatically saved in the cloud.
- Login and notifications by email.
- Less cheat opportunity.



You are limited to 20 online games. Finish and delete one before starting a new one.

### Join an online game



Go to saved games.



Choose 2P games waiting for opponent.



Sign up by email.



Join an existing game if any. Otherwise, you may create a new one.

### Create an online game



Go to New Game and select a scenario.



Select the multiplayer mode.

- By default you will play against the first player joining your game.
- You may also search a player by nickname.
- Or rematch a previous opponent.



Pick options, modules, and choose your side. Modules are activated only if the opponent plays them as well.





## Notifications “Your Turn to Play”

After your turn, if you are still in the game :

- The program checks at regular interval if your opponent has played his/her turn. In this case, a pop-up invites you to reload the game state.



- On computer, press F5 to perform an immediate check.
- If you haven't taken your turn before 1/2h , then you will receive an email.



Use the NEXT GAME button from the left menu to directly play your turn on any other ongoing game.



Once per week, you may send a gentle reminder to your opponent from the game save tile.





## Warning

### **Please Read Before Using This Game Or Allowing Your Children To Use It.**

Some people are susceptible to epileptic seizures or loss of consciousness when exposed to certain flashing lights or light patterns in everyday life.

Such people may have a seizure while watching television images or playing certain video games. This may happen even if the person has no medical history of epilepsy or has never had any epileptic seizures.

If you or anyone in your family has ever had symptoms related to epilepsy (seizures or loss of consciousness) when exposed to flashing lights, consult your doctor prior to playing. We advise that parents should monitor the use of video games by their children. If you or your child experience any of the following symptoms: dizziness, blurred vision, eye or muscle twitches, loss of consciousness, disorientation, any involuntary movement or convulsion, while playing a video game, IMMEDIATELY discontinue use and consult your doctor.

- Do not stand too close to the screen. Sit a good distance away from the screen, as far away as the length of the cable allows.
- Preferably play the game on a small screen.
- Avoid playing if you are tired or have not had much sleep.
- Make sure that the room in which you are playing is well lit.
- Rest for at least 10 to 15 minutes per hour while playing a video game.

## Notice

NO RETREAT<sup>®</sup> and AVALON DIGITAL are trademarks of SAS AVALON DIGITAL, based in Meylan, France.

SAS AVALON DIGITAL reserves the right to make improvements to this product described in this document at any time and without notice.

This document, and the software described in this document, is under copyright. All rights are reserved. No part of this document or the described software may be copied, reproduced, translated or reproduced to any electronic medium (unless for personal use) or machine-readable form without the prior written consent of SAS AVALON DIGITAL.

SAS AVALON DIGITAL makes no warranties, conditions or representations express or implied, with respect to this document, its quality, merchantability or fitness for any particular purpose. This document is provided 'as is'. SAS AVALON DIGITAL makes certain limited warranties with respect to the software and the media for the software. In no event shall SAS AVALON DIGITAL be liable for any special, indirect or consequential damages.

These terms and conditions do not affect or prejudice the statutory rights of a purchaser in any case where a purchaser is a consumer acquiring goods otherwise than in the course of a business.

You may print and duplicate this document for your personal use.

## Support

All questions related to technical issues with the game NO RETREAT! can be sent by email to the support of SAS AVALON DIGITAL at the following email address:

[support@avalon-digital.com](mailto:support@avalon-digital.com) or [carrierbattles@yahoo.com](mailto:carrierbattles@yahoo.com)

